



ST-701 Series

Patent No.: 13109079.0 / 201320245687.6



ST-701

ST-701

Specifications:

6(5)A 250VAC T85

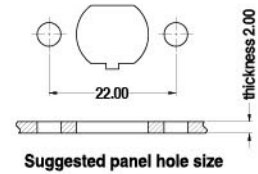
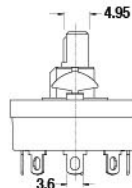
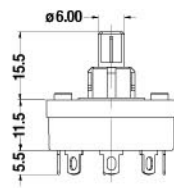
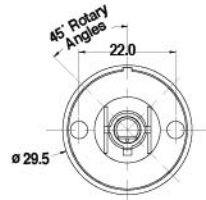


6(5)A 250VAC T85
13A GP 125VAC

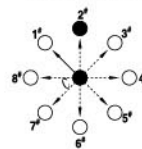
T85
T85



*UL61058 approved



Wiring Diagram



ST-701

17		M		1		1		S		BK		Internal Use Only
Circuit		Current		Housing Type		Handle Type		Terminal Type		Base Color		Internal Use Only
12	14	M	6(5)A 250VAC 13A GP 125VAC	1		1		S		BK	Black	Internal Use Only
13	No. of position							H				
14	Single pole							H1				
15	Please call factory for detail circuit diagram							P				
16	R2			2		2						
17	R3			3		3						
	No. of position											
	Single pole with spring return right											
	Please call factory for detail circuit diagram											
	L3											
	No. of position											
	Single pole with spring return left											
	Please call factory for detail circuit diagram											

ROTARY SWITCH