



SR-15 Series

ROCKER SWITCH



SR-15A



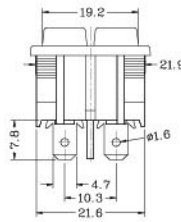
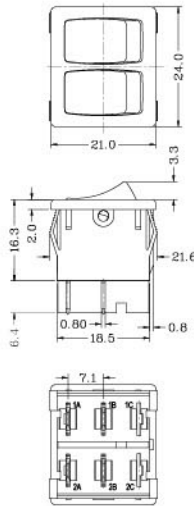
SR-15C

Specifications:

6(4)A	250VAC	T105	5E4
10(4)A	250VAC	T105	1E4
10(8)A	250VAC	T105	1E4

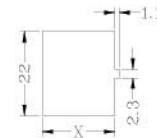


16A GP	125VAC	T105	6E3
1/2HP	250VAC	T105	6E3
1/4HP	125VAC	T105	6E3
6(4)A	125/250VAC	T105	5E4
10(4)A	125/250VAC	T105	1E4
10(8)A	125/250VAC	T105	1E4



Suggested panel hole size

Panel thickness	X
0.75~1.25	19.2
1.25~2.0	19.4
2.0~3.0	19.6



SR-15

A — L — S — 1 — BK — BK — 1 — 0 — 0

Function	Current	Terminal Type	Base Type	Base Color	Button Color	Button Type	Printing	Color of Printing	Internal Use Only
A ON-OFF	H 10(4)A 125/250VAC	Q	1	BK Black	BK Black	1	0 None	0 None	
B ON-ON	6(4)A 125/250VAC 5E4			WT White	WT White		1	1	
C ON-OFF-ON	L 10(8)A 250VAC	S	1	GE Grey	GE Grey	1	2	2 Black	
D (ON-OFF)	6(4)A 250VAC 5E4			RE Red	RE Red		3	3 Red	
E ON-(OFF)	16A GP 125VAC	S	1	GR Green	GR Green	1	4	4 Blue	
F ON-(ON)	1/4HP 125VAC			BL Blue	BL Blue		5	5 Yellow	
M ON-OFF-(ON)	1/2HP 250VAC	S	1	OR Amber	OR Amber	1	6		
X (ON)-(OFF-(ON))				YE Yellow	YE Yellow		7		
							8		
							9		