



SL-305 Series



SL-305



SL-305



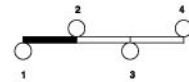
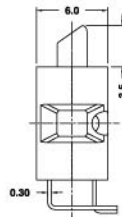
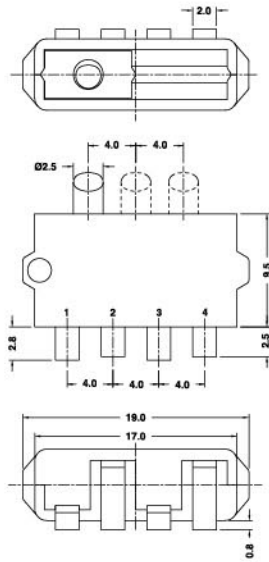
SL-305

Specifications:

3.5A 250VAC T85



3.5A 250VAC T105
3.5A 125VAC



CIRCUIT DIAGRAM

SL-305

13		L	1	P1	Internal Use Only
Circuit & Terminal Position Option		Current	Knob Type	Terminal Type	
1		L 3.5A 250/125VAC 3.5A 250VAC		P1	
11	2			P2	
	3				
12	1				
	2				
13	1				

SLIDE SWITCH