




# SL-001 Series



SL-001-23



SL-001-13



SL-001-14



SL-001-24



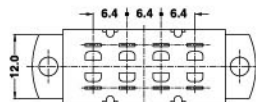
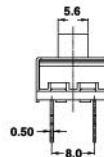
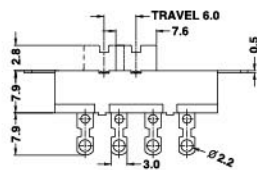
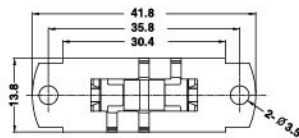
SL-001-12

## Specifications:

8(3)A 250VAC T125  
10(2)A 250VAC T85



6.5A 250VAC T125  
13A 125VAC  
8A 250VAC T125  
16A 125VAC



## SL-001

SLIDE SWITCH

Circuit	Ref: Base Dimension	Current	Mounting	Knob Type			Terminal Type	Internal Use Only	
12	1P2T	L 8A 250VAC 16A 125VAC	1	1	7	13	S		
22	2P2T			2	8	14	S1		
13	1P3T	23	3	3	9	15	L		
23	2P3T			4	10	16	P		
14	1P4T			5	11	17	P1		
24	2P4T	23	3	6	12				