



# SB-50 Series

Patent No.: 0412263.4 / ZL 200430113084.7



SB-50A



SB-50A



SB-50A



SB-50D

## Specifications:

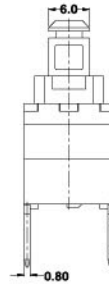
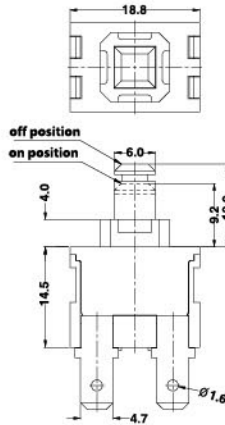
10(6)A 250VAC T105 5E4  
16(6)A 250VAC T105



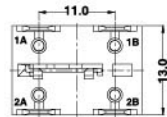
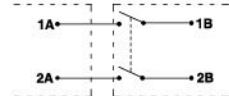
10A 250VAC T105  
16A 125VAC T105  
1/2HP 250VAC  
1/4HP 125VAC



PUSH SWITCH



### CIRCUIT DIAGRAM



## SB-50

A		2		L		1		1		Q		Internal Use Only
Function	No. of Poles	No. of Poles	Current	Base Type	Knob Type	Terminal Type	Terminal Type	Terminal Type	Terminal Type	Terminal Type		
A ON-OFF w/lock	1 Single	1 Single	L 16(6)A 250VAC	1	1	Q	S4	Q	T	P3		
(ON)-OFF	2 Double	2 Double	10(6)A 250VAC 5E4	2	2	T	P2	T	T	P3		
D (ON)-OFF w/sound			16A 125VAC	3	3	Q1	P3	Q1	T1	P7		
			1/2HP 250VAC	4	5 (For sound version only)	S	P7	S				
			1/4HP 125VAC									